

Type : 3EG132S6B-PA-B0-000**Date** : 01.01.2023

| | | | |
|------------------------------|-----------------|----------------------------|-----------------|
| Power [kW] | : 3.00 | Efficiency Class | : IE3 |
| Input Voltage [V] | : 400 | Duty Cycle | : S1 |
| Connection Type [Δ / Y] | : Δ | Service Factor | : 1.20 |
| Frequency [Hz] | : 50 | Frame Size | : 132S |
| Pole Number | : 6 | Weight [kg] | : 62.4 |
| Nominal Speed [rpm] | : 970 | Insulation Class | : F [155°C] |
| Nominal Current [A] | : 6.55 | Temperature Rise | : B [80°K] |
| Nominal Moment [Nm] | : 29.4 | Protection Class | : IP55 |
| Nominal Efficiency [η] | : 85.6 | Vibration Severity Grade | : A |
| Power Factor [cosφ] | : 0.77 | Method of Cooling | : IC411 (TEFC) |
| Locked Rotor Current [Ia/In] | : 6.2 | Direction of Rotation | : Bidirectional |
| Locked Rotor Torque [Ma/Mn] | : 2.1 | Balance | : Half Key |
| Breakdown Torque [Mk/Mn] | : 3.0 | Motor Thermal Protection | : -- |
| Motor Color | : RAL 7031 | Altitude Above Sea Level | : 1000m |
| Ambient Temperature | : -15°C / +40°C | Sound Pressure Level [dBA] | : 58 |

ELECTRICAL DATA

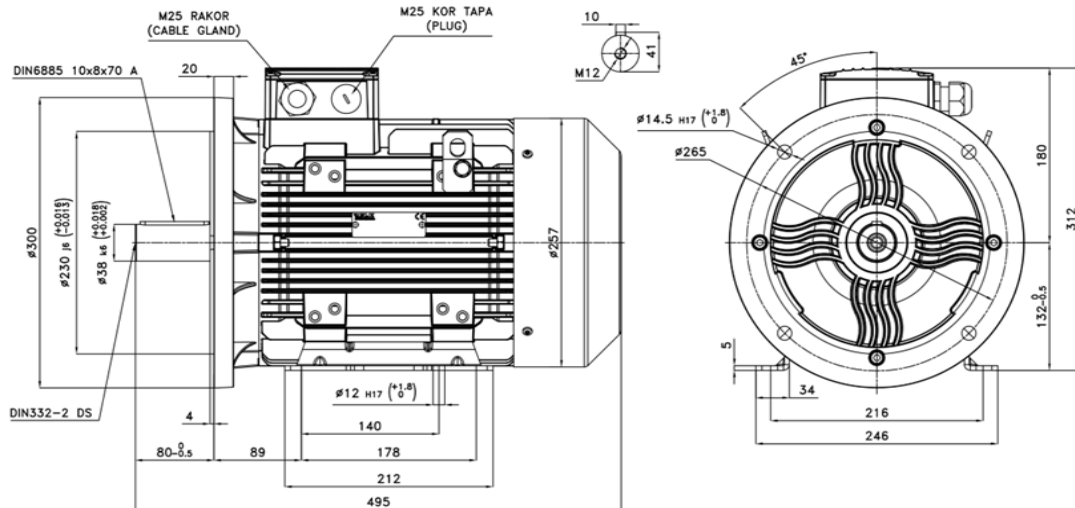
| Δ / Y | U [V] | f [Hz] | P [kW] | n [rpm] | I [A] | η [%100] | η [%75] | η [%50] | Cosφ | Cl |
|-------|-------|--------|--------|---------|-------|----------|---------|---------|------|-----|
| Δ | 400 | 50 | 3.00 | 970 | 6.55 | 85.6 | 85.5 | 84.5 | 0.77 | IE3 |
| Y | 690 | 50 | 3.00 | 970 | 3.78 | 85.6 | 85.5 | 84.5 | 0.77 | IE3 |

MECHANICAL DATA

| | |
|---------------------------------------|-------------------|
| Moment of Inertia [kgm ²] | : 0.03051 |
| Bearing [DS / NS] | : 6208ZZ / 6208ZZ |
| Frame Material | : Cast Iron |
| Flange Type / Material | : B5 / Cast Iron |
| Cooling Fan Material | : Plastic |
| End Shield Material | : Cast Iron |

TERMINAL BOX

| | |
|--------------------------|-------------|
| Terminal Box Material | : Cast Iron |
| Terminal Box Position | : Top |
| Terminal Box Cable Entry | : M25x1.5 |
| Terminal Box Blind Cap | : M25x1.5 |
| Contact Screw Thread | : M5 |

MECHANICAL DIMENSIONS

Manufactured and tested in accordance with IEC 60034

*Technical data are subject to change! There may be discrepancies between calculated and rating plate values.

*ELK Motor has right to change all the data without prior notice.

FR.AG.010 REV.NO: 04 REV.DATE: 01.01.2023



ELK MOTOR SAN. ve TİC. A.Ş.
www.elkmotor.com.tr
+90 (282) 726 92 94

TECHNICAL DATASHEET ACCORDING TO COMMISSION REGULATION (EU) 2019/1781 THREE PHASE INDUCTION MOTOR - SQUIRREL CAGE

Type : 3EG132S6B-PA-B0-000

Date : 01.01.2023

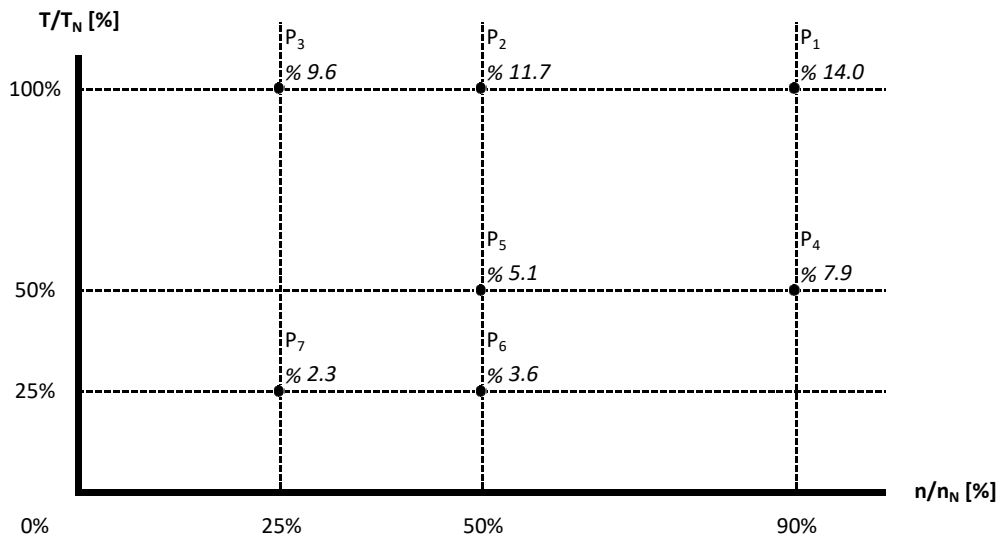
NAMEPLATE DATA

| | | | |
|---------------------------------|------------|--------------------------------|--------|
| Power [kW] | : 3.00 | Nominal Speed [rpm] | : 970 |
| Nominal Voltage [V] | : 400 | Nominal Current [A] | : 6.55 |
| Connection Type [Δ / Y] | : Δ | Nominal Moment [Nm] | : 29.4 |
| Nominal Frequency [Hz] | : 50 | Nominal Efficiency [η %] | : 85.6 |

THE POWER LOSSES AT SEVEN OPERATING POINTS ACCORDING TO COMMISSION REGULATION (EU) 2019/1781

| Operating Point Number | Speed n/n_N [%] | Torque T/T_N [%] | Relative Power Losses P_L/P_N [%] | Efficiency η [%] |
|------------------------|-------------------|--------------------|-------------------------------------|-----------------------|
| P ₁ | 90 | 100 | 14.0 | 86.6 |
| P ₂ | 50 | 100 | 11.7 | 81.0 |
| P ₃ | 25 | 100 | 9.6 | 72.4 |
| P ₄ | 90 | 50 | 7.9 | 85.1 |
| P ₅ | 50 | 50 | 5.1 | 83.0 |
| P ₆ | 50 | 25 | 3.6 | 77.8 |
| P ₇ | 25 | 25 | 2.3 | 72.7 |

MAP OF RELATIVE POWER LOSSES P_L/P_N [%]



Manufactured and tested in accordance with IEC 60034

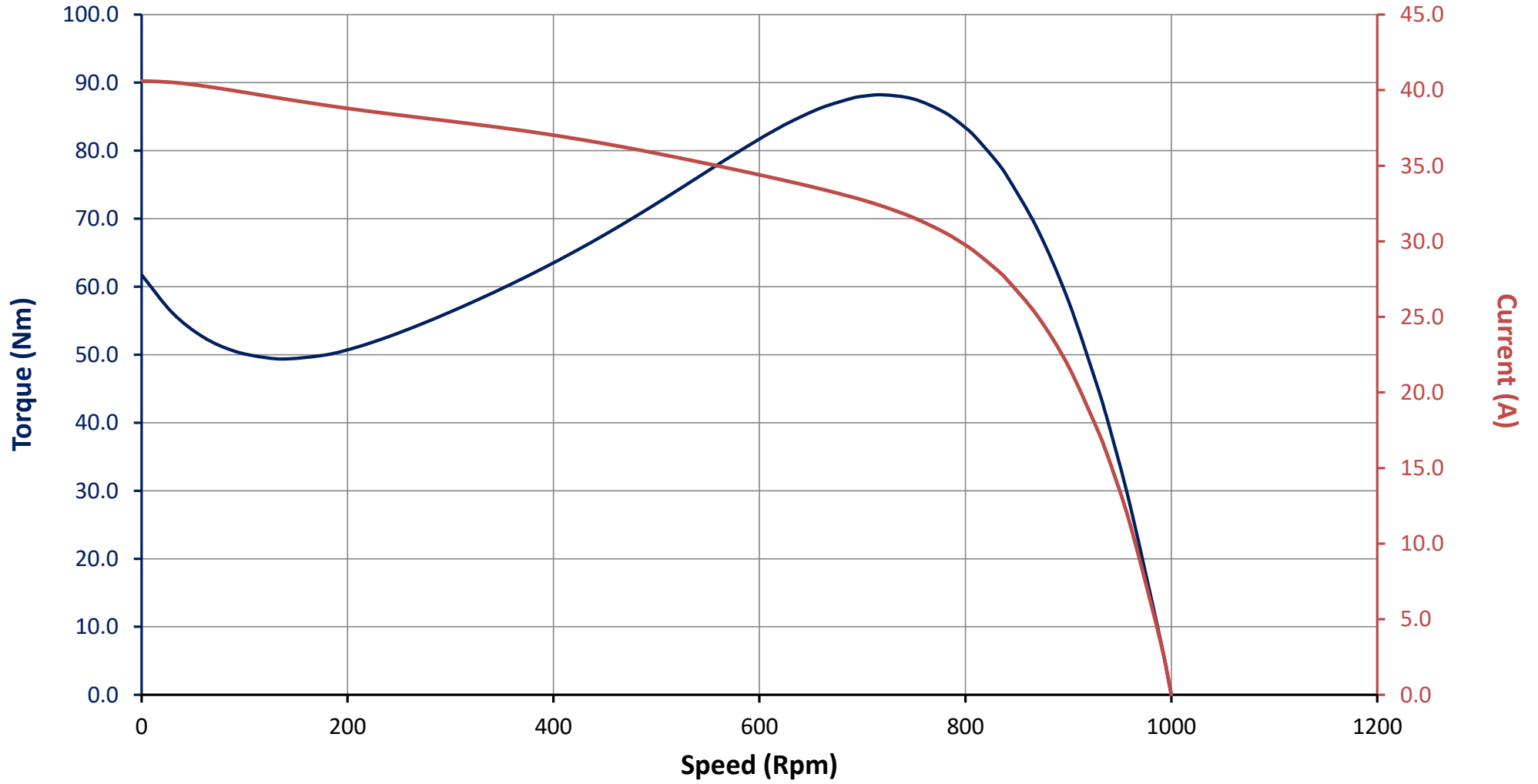
FR.AG.010 REV.NO: 04 REV.DATE: 01.01.2023

*Technical data are subject to change! There may be discrepancies between calculated and rating plate values.

*ELK Motor has right to change all the data without prior notice.

Motor Code : 3EG132S6B-PA-B0-000

Torque and Current Curves Related to Speed



Motor Code : 3EG132S6B-PA-B0-000

Performance Curves Related to Rated Output

