

Type : 3EC160L4F-PC-BA-000

Date : 01.01.2023

Power [kW]	: 18.5	Efficiency Class	: IE3
Input Voltage [V]	: 400	Duty Cycle	: S1
Connection Type [Δ / Y]	: Δ	Service Factor	: --
Frequency [Hz]	: 50	Frame Size	: 160L
Pole Number	: 4	Weight [kg]	: 113
Nominal Speed [rpm]	: 1465	Insulation Class	: F [155°C]
Nominal Current [A]	: 35.8	Temperature Rise	: B [80°K]
Nominal Moment [Nm]	: 121	Protection Class	: IP55
Nominal Efficiency [η]	: 92.6	Vibration Severity Grade	: A
Power Factor [cosφ]	: 0.81	Method of Cooling	: IC411 (TEFC)
Locked Rotor Current [Ia/In]	: 7.4	Direction of Rotation	: Bidirectional
Locked Rotor Torque [Ma/Mn]	: 3.1	Balance	: Half Key
Breakdown Torque [Mk/Mn]	: 3.4	Motor Thermal Protection	: PTC
Motor Color	: RAL 7031	Altitude Above Sea Level	: 1000m
Ambient Temperature	: -15°C / +40°C	Sound Pressure Level [dBA]	: 65

ELECTRICAL DATA

Δ / Y	U [V]	f [Hz]	P [kW]	n [rpm]	I [A]	η [%100]	η [%75]	η [%50]	Cosφ	Cl
Δ	400	50	18.5	1465	35.8	92.6	93.1	92.8	0.81	IE3
Y	690	50	18.5	1465	20.7	92.6	93.1	92.8	0.81	IE3

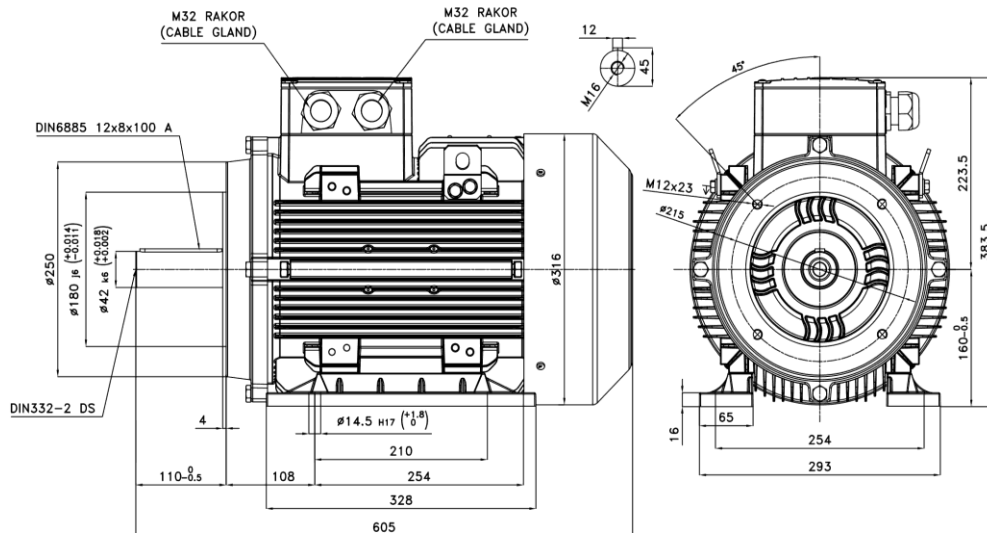
MECHANICAL DATA

Moment of Inertia [kgm ²]	: 0.09300
Bearing [DS / NS]	: 6309ZZ / 6209ZZ
Frame Material	: Aluminum
Flange Type / Material	: B14 / Aluminum
Cooling Fan Material	: Plastic
End Shield Material	: Aluminum

TERMINAL BOX

Terminal Box Material	: Aluminum
Terminal Box Position	: Top
Terminal Box Cable Entry	: 2xM32x1.5
Terminal Box Blind Cap	: --
Contact Screw Thread	: M6

MECHANICAL DIMENSIONS





ELK MOTOR SAN. ve TİC. A.Ş.
www.elkmotor.com.tr
+90 (282) 726 92 94

TECHNICAL DATASHEET ACCORDING TO COMMISSION REGULATION (EU) 2019/1781 THREE PHASE INDUCTION MOTOR - SQUIRREL CAGE

Type : 3EC160L4F-PC-BA-000

Date : 01.01.2023

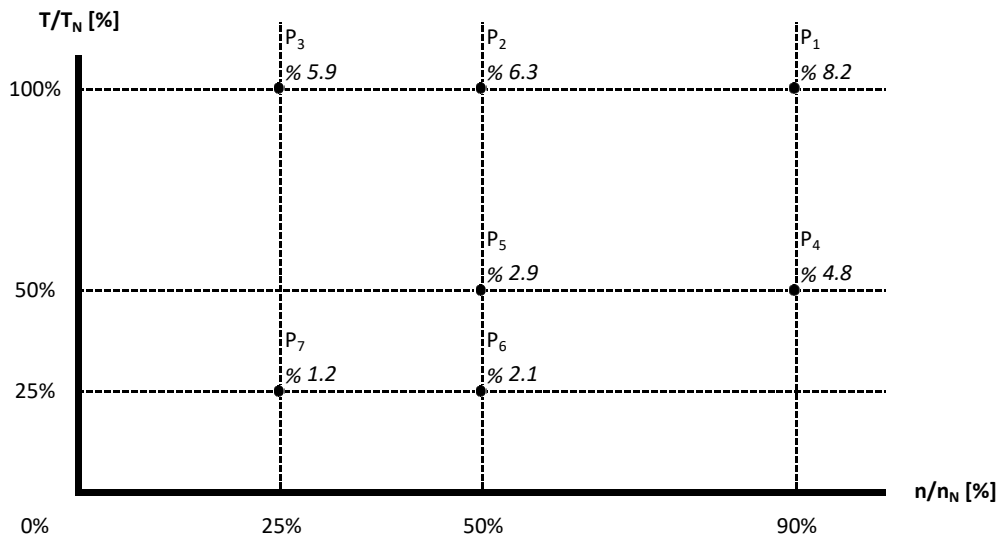
NAMEPLATE DATA

Power [kW]	: 18.5	Nominal Speed [rpm]	: 1465
Nominal Voltage [V]	: 400	Nominal Current [A]	: 35.8
Connection Type [Δ / Y]	: Δ	Nominal Moment [Nm]	: 121
Nominal Frequency [Hz]	: 50	Nominal Efficiency [η %]	: 92.6

THE POWER LOSSES AT SEVEN OPERATING POINTS ACCORDING TO COMMISSION REGULATION (EU) 2019/1781

Operating Point Number	Speed n/n_N [%]	Torque T/T_N [%]	Relative Power Losses P_L/P_N [%]	Efficiency η [%]
P ₁	90	100	8.2	91.7
P ₂	50	100	6.3	88.8
P ₃	25	100	5.9	80.9
P ₄	90	50	4.8	90.3
P ₅	50	50	2.9	89.6
P ₆	50	25	2.1	85.9
P ₇	25	25	1.2	83.5

MAP OF RELATIVE POWER LOSSES P_L/P_N [%]



Manufactured and tested in accordance with IEC 60034

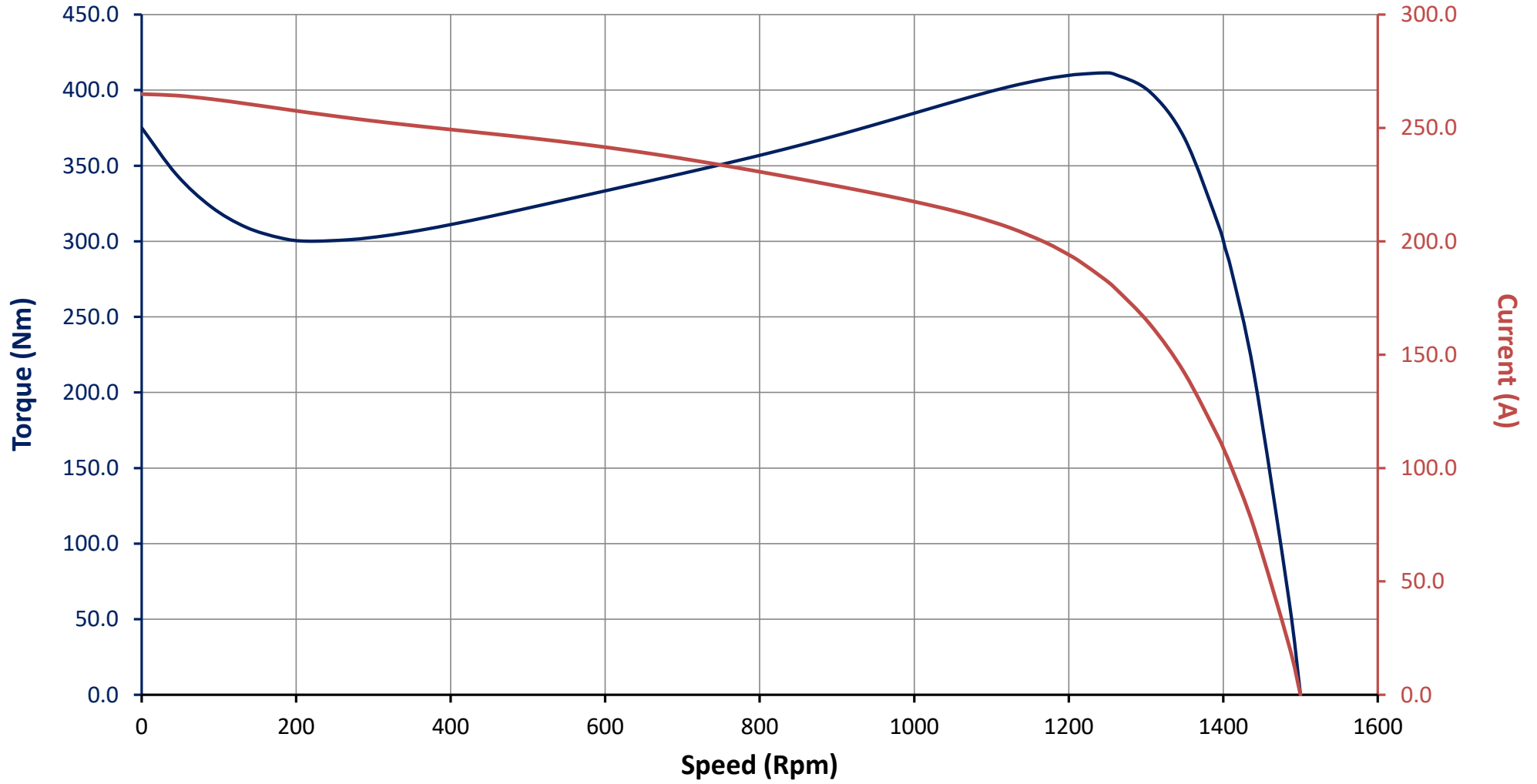
FR.AG.010 REV.NO: 04 REV.DATE: 01.01.2023

*Technical data are subject to change! There may be discrepancies between calculated and rating plate values.

*ELK Motor has right to change all the data without prior notice.

Motor Code : 3EC160L4F-PC-BA-000

Torque and Current Curves Related to Speed



Motor Code : 3EC160L4F-PC-BA-000

Performance Curves Related to Rated Output

